

HTML 3.2 Test Page



This page contains examples of almost all of the HTML 3.2 tags (and a few HTML 4.0 inline tags).

A red asterix (*) indicates tags or attributes, that do **not** follow the HTML 3.2 (Wilbur) standard. These (few) elements are included, because they are supported by the two major browsers: Netscape Navigator & Microsoft Internet Explorer. No other browser specific tags and attributes are included.

Content

A. Text:

1. Logical Text Markup
2. Physical Text Markup
3. Text Containers
4. Lists:
 - a. Unordered List
 - b. Ordered List
 - c. Definition List
 - d. Directory List
 - e. Menu List

5. Headers
 6. Relative Font Sizes
 7. Absolute Font Sizes
 8. Basefont Sizes
 9. Font Colors
 10. Font Faces*
- B. In-Tag Alignment
- C. Division Alignment:
1. Left
 2. Right
 3. Center
- D. Centering
- E. Horizontal Rulers
- F. Tables:
1. Table Border, Cellspacing and Cellpadding
 2. Table Cell Text Alignment
 3. Table Cell Text Wrapping
 4. Table Caption. Table Cell Width, Height, Header Style and Color*
 5. Table Cell Rowspan and Colspan
- G. Images:
1. Image to Text Alignment
 2. Image Spacings and Borders
- H. Image Maps

Text

Logical Text Markup

Emphasized, **Strong**, *Definition*, `Code`, `Sample`, `Keyboard`, *Variable*, *Citation*

Quote, Abbreviation, Acronym, ~~Deleted~~, Inserted (*HTML 4.0)

Physical Text Markup

Italics, **Bold**, Underlined, Teletype, **Big**, Small, ~~Strike~~, Subscript^{Superscript}, **Blinking***

Text Containers

Paragraph line 1

Paragraph line 2

Blockquote line 1

Blockquote line 2

Preformatted line 1

Preformatted line 2

Address line 1

Address line 2

Example text: *line 1*

Example text: **line 2***

Lists

Unordered List

- First level
 - Second level (default type)
 - Third level

- Third level
 - Second level (type=DISC)
 - Second level (type=CIRCLE)
 - Second level (type=SQUARE)
 - First level
 - First level
-

Ordered List

1. First level
 1. Second level (default type)
 1. Third level
 2. Third level
 2. Second level (type=1)
 - c. Second level (type=a)
 - D. Second level (type=A)
 - v. Second level (type=i)
 - VI. Second level (type=I)
 2. First level
 100. First level (value=100)
-

Definition List

Definition term 1

Definition 1

Definition term 2

Definition 2, line1

Definition 2, line 2

Directory List

- First item
 - Second item
-

Menu List

- First item
- Second item

Headers

Header 1

Header 2

Header 3

Header 4

Header 5

Header 6

Relative Font Sizes

Size -2, Size -1, Size -0, Size +0, Size +1, Size +2, Size +3, **Size +4**

Absolute Font Sizes

Size 1, Size 2, Size 3, Size 4, Size 5, Size 6, Size 7

Base Font Sizes

Size 1, Size 2, Size 3, Size 4, Size 5, Size 6, Size 7

Basefont=7, Relative font=-2

Font Colors

White, Black, Red, Lime, Blue, Magenta, Yellow, Cyan, [Link] (Click)

Basefont color: **Magenta**

Not all browsers support the use of COLOR in the <BASEFONT> tag.

Font Faces*

Arial (Helvetica), Times New Roman (Times),
MS Sans Serif (Helv), MS Serif (Tms Rmn),
Courier New (Monotype)

Font Face is **not** a HTML 3.2 standard, and how the text looks, depends on which fonts your Operating System chooses to use as substitutes for the fonts, if the specified fonts are not available.

Basefont face: Arial

Not all browsers support the use of FACE in the <BASEFONT> tag.

In-Tag Alignment

Left aligned Paragraph

Right aligned Paragraph

Centered Paragraph

Left aligned Header

Right aligned Header

Centered Header

Left aligned Horizontal Ruler

Right aligned Horizontal Ruler

Centered Horizontal Ruler

Left aligned Table

Some browsers aligns this text to the right of the table when the `ALIGN=LEFT` attribute is used in the `<TABLE>` tag.

Some browsers aligns this text to the left of the table when the `ALIGN=RIGHT` attribute is used in the `<TABLE>` tag.

Right aligned Table

Centered Table

Not all browsers supports the `ALIGN=CENTER` attribute in the `<TABLE>` tag.

Division Alignment

Left:

Text

Paragraph

Header

| |
|-------|
| Table |
|-------|




Right:

Text

Paragraph

Header



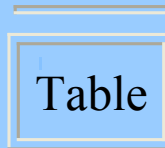


Center:

Text

Paragraph

Header



Some browsers do not support Left and Right alignment of Horizontal Rulers with Division Alignment.

Centering

Text

Paragraph

Header

| |
|-------|
| Table |
|-------|



Horizontal Rulers


Horizontal Ruler width=50%





Horizontal Ruler width=50



Horizontal Ruler width=50, size=5



Horizontal Ruler width=50, size=5, noshade



Tables

Table Border, Cellspacing and Cellpadding

Table¹

Table border=0

| |
|---------------|
| Table border* |
|---------------|

| |
|----------------|
| Table border=1 |
|----------------|

Table border=5

Table cellspacing=0

Table cellspacing=5

Table cellpadding=0

Table cellpadding=5

¹ Some browsers treats <TABLE> different from <TABLE BORDER=0>.

Table Cell Text Alignment

| | | | | | |
|-------------------|---------|------|--|--------|-------|
| Horisontal | Default | Left | | Center | Right |
|-------------------|---------|------|--|--------|-------|

| | | | | | |
|-----------------|---------|-----|-----------|--------|--------|
| | | | | | |
| Vertical | Default | Top | Baseline* | Middle | Bottom |

Table Cell Text Wrapping

| |
|--|
| Table width=300 |
| This Text is wider than the Table width. If Text wrapping is off, then the Table width is increased. |

| |
|--|
| Table width=300, Cells nowrap |
| This Text is wider than the Table width. If Text wrapping is off, then the Table width is increased. |

Table Caption. Table Cell Width, Height, Header Style and Color*

| | |
|--|--|
| | |
|--|--|

Cell width=200, height=50

Header Cell, bgcolor=none

Cell width=none, height=none Normal Cell, bgcolor=#FFFFFF (white)*

Table Cell Rowspan and Colspan

Cell rowspan=2

Cell rowspan=1 (default)

Cell rowspan=1 (default)


Cell colspan=2

Cell colspan=1 (default) Cell colspan=1 (default)


Images


Image to Text Alignment

This is an image  aligned at the Top of the text.

This is an image  aligned at the Absolute Middle of the text.*

This is an image  aligned at the Middle of the text.

This is an image  with the Default alignment (usually at the Bottom of the text).

This is an image  aligned at the Absolute Bottom of the text.*



This is the Default alignment of an image.









This is an image aligned to the Left of the text.

This is an image aligned to the Right of the text.



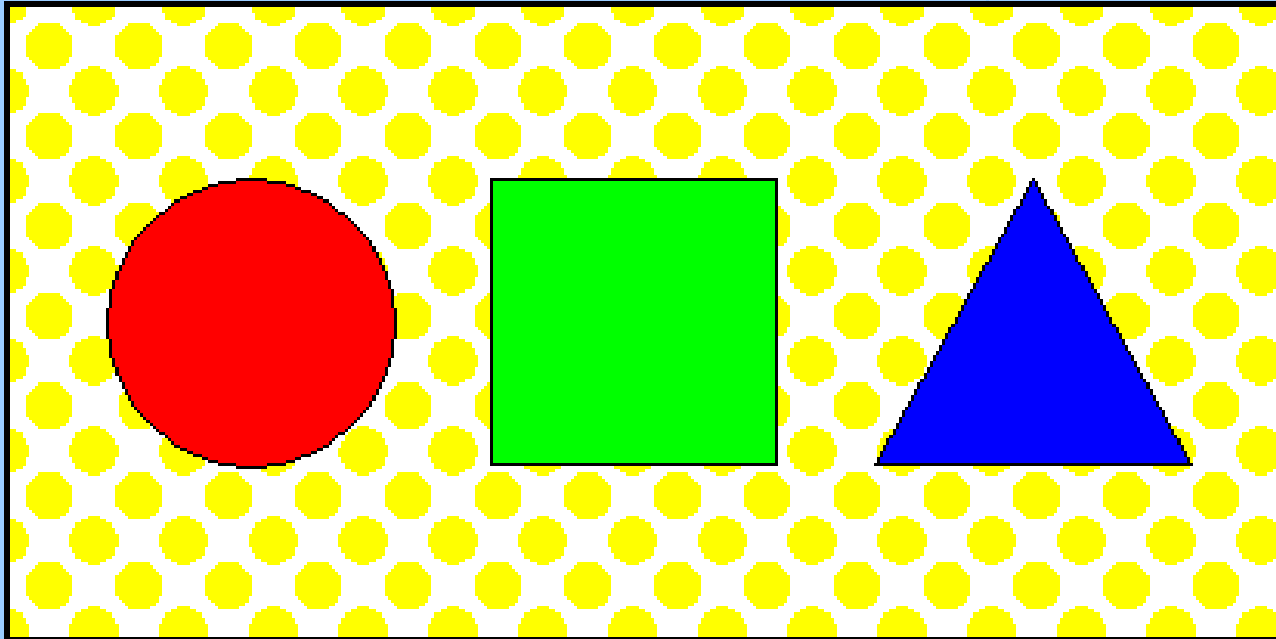
Image Spacings and Borders

| | |
|--|---|
|  No horizontal spacing |  Horizontal spacing=5 |
|  No Vertical spacing |  Vertical spacing=5 |
|  No Border |  Border=5 |

Some browsers do not show borders around images, unless the image is a link:






Image Maps



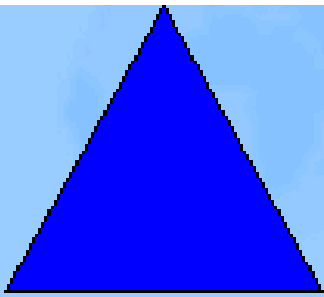
The image to the left is Mapped. If you click on one of the three figures or on the background in the upper two thirds of the image, your browser should jump to the corresponding figure below. Because the figures and their anchors below are placed in a table, not all browsers are able to find the figures.

Not all browsers supports the `SHAPE=DEFAULT*` attribute in the `<AREA>` tag, and will therefore not jump to this Figure. Click on the Figure to jump back to the Image Map.



Click on the Circle to jump back to the Image Map.

Click on the Rectangle to jump back to the Image Map.



Click on the Triangle to jump back to the Image Map.

Forms

Textbox 1 (size=40).

Textbox 2 (size= 20, max. 10 letters).

• Password 1 (size=20).

• Password 2 (size=20, max. 8 letters).

Textarea 1 (cols=30, rows=4).

Type here

Textarea 2 (cols=30, rows=5) with word wrapping.*

Checkbox 1 Checkbox 1 Checkbox 3 (checked).

Radio button 1 Radio button 2 Radio button 3 (checked).

Option 1.5 Drop down Selection box 1 (Option 1.5 selected).

Option 2.1
Option 2.2

Open Selection box 2 (Option 2.2 selected).

Option 3.1
Option 3.2

Option 3.4

Open Multiple Selection box 3 (Option 3.2 and 3.4 selected).

File Upload box.

Reset

Reset the Form.

Submit

Send the Form (if you press this Submit button, this page will just reload).

Button

Button* (works only with JavaScripts).

Press Here

You can also use an image as the Submit button.

Copyright © 1997, Peter H. S. Madsen. (Last updated February 9th 2003)



13213